

## Industrial Indicators of the Buenos Aires Province

This report presents the results for the month of  
June 2013.

August 12, 2013

## Summary

In June 2013, seven of the fourteen activities included in the Industrial Indicators of the Buenos Aires Province showed year-over-year increases in their levels of production. The highest increases were: Manufacture of passenger and freight transport vehicles (57.7%), Manufacture of family cars and minivans (21.5%), Production of beer, malt liquor and malt (14.4%), Production of cement (9.3%), Manufacture of basic iron and steel (7.8%) and Manufacture of refined petroleum (2.3%).

Conversely, seven activities showed year-over-year declines in their levels of production. The most important were: Production of cold cuts (23.0%), Production of milk and dried milk products (16.4%) and Production and processing of poultry (11.5%).

The following tables show the monthly, year-over-year and accumulated variation of the selected activities.

**Table 1**

**Variation of selected activities  
June 2013**

Activity	Variation		
	Monthly	Y/Y	Accumulated
Production and processing of poultry	▼	▼	▼
Production of cold cuts	▼	▼	▼
Production of milk and dried milk products	▼	▼	▼
Grinding wheat	▼	▲	▼
Production of cookies and cakes	▼	▼	▲
Production of beer, malt liquors and malt	▼	▲	▼
Production of cigarettes and tobacco products n.e.c.	▼	▼	▼
Edition of newspapers, magazines and periodicals publications	▼	▼	▼
Manufacture of refined petroleum	▲	▲	▼
Production of cement	▲	▲	▲
Manufacture of basic iron and steel	▼	▲	▼
Manufacture of family cars and minivans	▼	▲	▲
Manufacture of pickup trucks	▼	▼	▲
Manufacture of passenger and freight transport vehicles	▼	▲	▲

Provisional data.

Source: Dirección Provincial de Estadística (DPE).

**Table 2**  
**Activities grouped according to their Y/Y variation and accumulated variation**  
**June 2013**

Accumulated variations (Jan-Jun)		
Sign	+	-
Y/Y variations (Jun) +	Production of cement Manufacture of family cars and minivans Manufacture of passenger and freight transport vehicles	Production of beer, malt liquors and malt Manufacture of refined petroleum
-	Production of cookies and cakes Manufacture of basic iron and steel Manufacture of pickup trucks	Production and processing of poultry Production of cold cuts Production of milk and dried milk products Grinding wheat Production of cigarettes and tobacco products n.e.c. Edition of newspapers, magazines and periodicals publications

Provisional data.

Source: Dirección Provincial de Estadística (DPE).

## Variation of the Industry in June 2013 for selected activities

This report shows the performance of 12 activities, divided into 14 series that include: Production and processing of poultry; Production of cold cuts; Production of milk and dried milk products; Grinding wheat; Production of cookies and cakes; Production of beer, malt liquors and malt; Production of cigarettes and tobacco products n.e.c.; Edition of newspapers, magazines and periodicals publications; Manufacture of refined petroleum; Production of cement; Manufacture of basic iron and steel; Manufacture of family cars and minivans; Manufacture of pickup trucks<sup>1</sup> and Manufacture of passenger and freight transport vehicles.

Table 3 shows percentage variations (monthly, year-over-year, and accumulated) of the selected series for June 2013.

**Table 3**  
Percentage variations  
June 2013

Clanae Code 1997	Activity	Percentage Variations		
		Monthly	Y/Y	Accumulated to June 2013 inter-annual
15112	Production and processing of poultry	-15.6	-11.5	-1.1
15113	Production of cold cuts	-18.4	-23.0	-3.1
15201	Production of milk and dried milk products	-4.2	-16.4	-9.0
15311	Grinding wheat	-1.0	2.1	-5.9
15411	Production of cookies and cakes	-26.6	-2.7	13.0
15530	Production of beer, malt liquors and malt	-22.4	14.4	-0.2
16009	Production of cigarettes and tobacco products n.e.c.	-25.3	-10.8	-1.5
22120	Edition of newspapers, magazines and periodicals publications	-0.3	-8.7	-8.7
23200	Manufacture of refined petroleum	9.2	2.3	-1.6
26941	Production of cement	1.7	9.3	3.6
27100	Manufacture of basic iron and steel	-2.9	7.8	-12.0
34100	Manufacture of Automobiles			
	Family cars and minivans	-27.4	21.5	11.6
	Pickup trucks	-18.2	-1.1	15.6
	Passenger and freight transport vehicles	-18.5	57.7	64.9

Provisional data.

Source: Dirección Provincial de Estadística (DPE)

<sup>1</sup>This category also includes some models of family cars whose interior are adapted to carry some cargo.

Table 4 shows the evolution of the selected series (in index values) for the period 2008 – June 2013.

**Table 4**  
**Annual and Monthly Indexes**  
**Base year 1999=100**

Period	Production and processing of poultry	Production of cold cuts	Production of milk and dried milk products	Grinding wheat	Production of cookies and cakes	Production of beer, malt liquors and malt	Production of cigarettes and tobacco products n.e.c.
2008	149.13	115.84	116.96	101.84	172.63	121.50	95.18
2009	163.27	118.74	115.54	98.03	193.05	123.31	99.31
2010	174.08	120.28	117.58	100.19	202.26	129.52	108.61
2011	192.76	126.35	113.86	95.91	203.12	134.81	107.75
<b>2012</b>							
Jan-12	212.79	136.76	112.64	97.13	200.12	186.44	119.02
Feb-12	176.04	121.30	108.90	78.78	197.21	162.53	107.58
Mar-12	220.32	144.10	119.47	92.70	168.26	159.82	128.35
Apr-12	178.69	116.48	111.36	85.21	209.35	125.02	104.35
May-12	210.98	136.08	121.15	105.37	231.03	102.25	118.16
Jun-12	200.49	139.80	123.21	94.58	194.65	77.55	102.77
Jul-12	189.96	140.41	118.86	105.66	158.89	99.04	115.58
Aug-12	218.34	143.33	120.91	101.31	193.11	122.83	114.73
Sep-12	195.68	124.99	106.96	86.69	241.92	116.92	102.23
Oct-12	230.02	135.74	114.08	96.81	270.73	154.93	118.27
Nov-12	208.63	129.68	109.12	81.93	258.17	152.56	115.70
Dic-12	225.92	134.06	104.68	70.96	174.21	175.72	104.09
<b>2013</b>							
Jan-13	211.74	142.30	110.44	75.59	219.22	205.21	123.47
Feb-13	187.83	115.25	98.90	78.87	174.85	153.74	106.21
Mar-13	202.91	137.98	110.84	87.41	239.48	140.53	118.20
Apr-13	195.85	134.96	103.61	84.86	275.23	109.61	107.52
May-13	210.10	131.92	107.52	97.57	258.02	114.31	122.74
Jun-13	177.41	107.67	103.02	96.57	189.37	88.74	91.65

Continue...

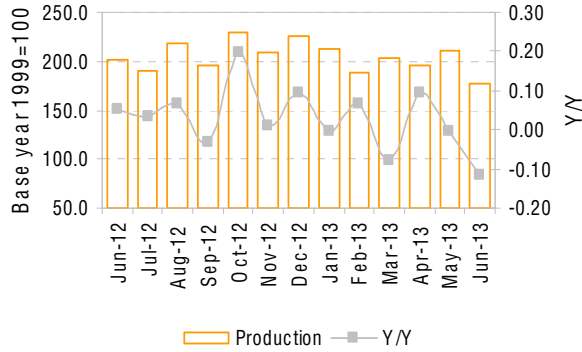
**Table 4**  
**Annual and Monthly Indexes**  
**Base year 1999=100**

Period	Edition of newspapers, magazines and periodicals publications	Manufacture of refined petroleum	Production of cement	Manufacture of basic iron and steel	Manufacture of Automobiles		
					Family, minivans	Pickup trucks	Passen. freight transport
2008	228.59	100.21	167.78	129.99	231.86	244.62	319.06
2009	223.09	93.96	151.03	102.81	181.89	198.85	126.02
2010	211.30	98.36	163.43	127.53	229.33	320.66	158.80
2011	208.94	96.41	186.28	140.91	256.76	391.19	178.52
<b>2012</b>							
Jan-12	205.87	98.42	173.88	144.26	115.08	263.85	27.44
Feb-12	206.31	93.40	137.72	133.48	190.84	326.95	51.51
Mar-12	200.70	100.94	170.49	140.14	241.32	376.59	99.90
Apr-12	204.81	92.37	167.29	139.32	223.61	327.56	116.34
May-12	197.19	94.98	159.54	130.18	194.19	424.93	231.76
Jun-12	197.85	96.64	167.81	127.68	146.38	431.77	121.44
Jul-12	195.25	103.50	172.47	86.24	292.75	483.41	203.63
Aug-12	191.48	103.56	141.09	70.58	300.49	531.27	206.06
Sep-12	194.21	104.95	184.92	72.33	258.88	501.33	208.37
Oct-12	194.76	103.55	171.90	73.96	276.11	535.25	221.34
Nov-12	188.58	102.89	180.24	69.72	272.86	492.89	213.24
Dic-12	191.32	108.31	159.97	64.78	220.61	359.78	181.63
<b>2013</b>							
Jan-13	187.24	99.15	159.25	67.48	137.19	215.72	34.61
Feb-13	187.70	91.83	152.33	94.89	171.40	369.81	170.17
Mar-13	187.30	106.03	180.39	140.67	268.08	460.06	221.11
Apr-13	182.82	81.24	155.84	134.90	240.84	492.46	216.82
May-13	181.32	90.47	180.38	141.74	245.15	521.91	234.88
Jun-13	180.71	98.82	183.41	137.62	177.92	427.02	191.47

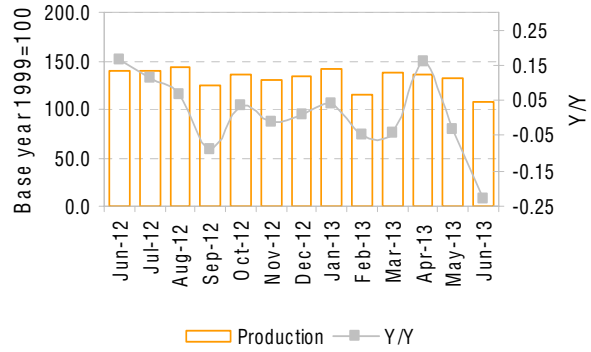
Provisional data.

Source: Dirección Provincial de Estadística (DPE).

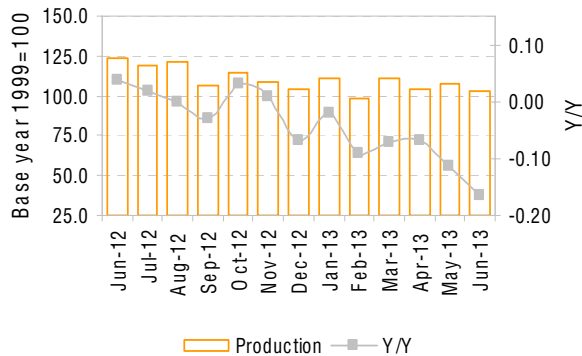
Production and processing of poultry



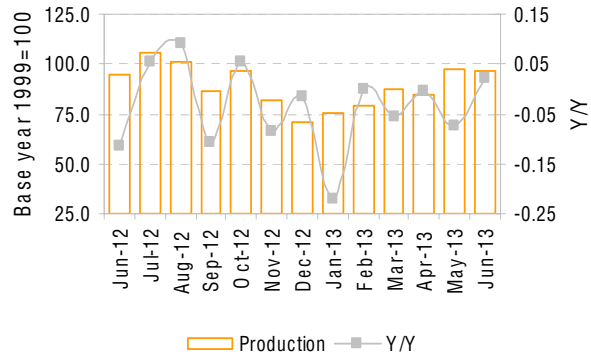
Production of cold cuts



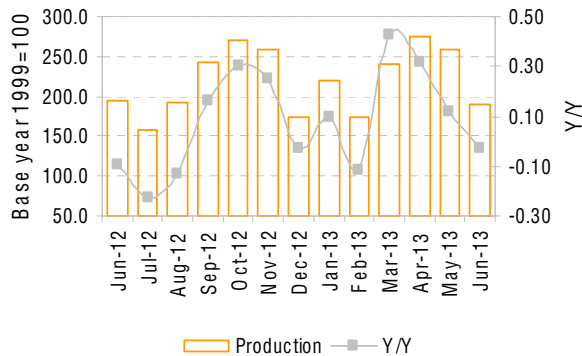
Production of milk and dried milk products



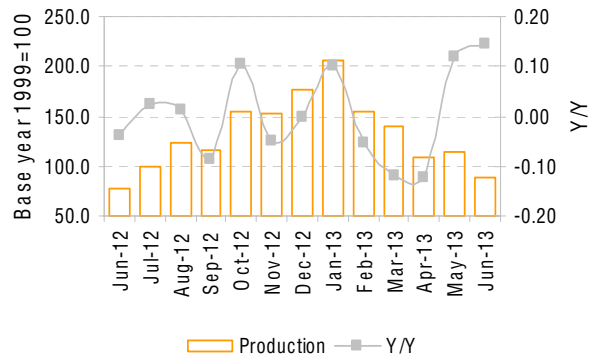
Grinding wheat



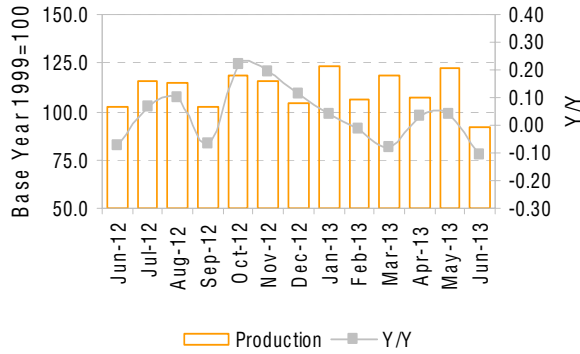
Production of cookies and cakes



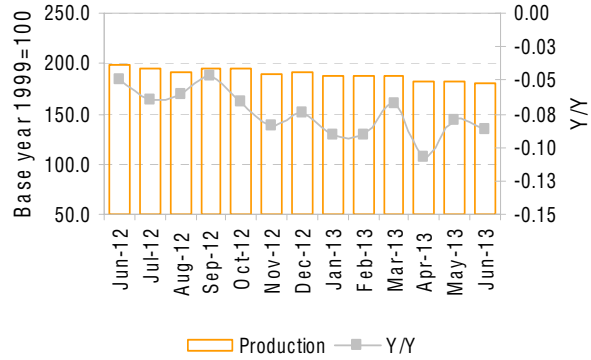
Production of beer, malt liquors and malt



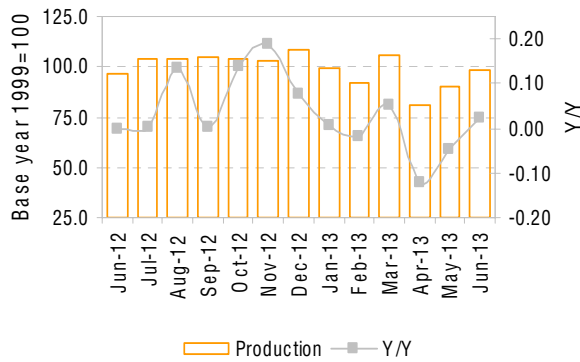
Production of cigarettes and tobacco products  
n.e.c



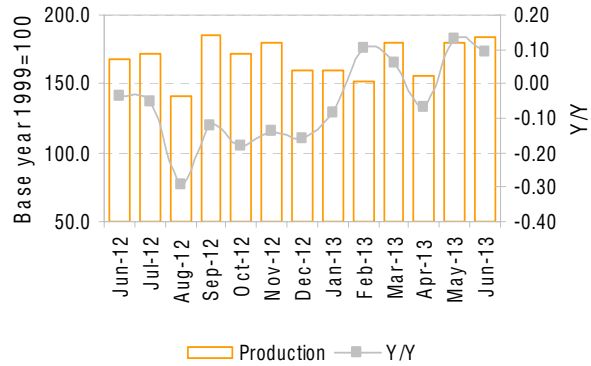
Edition of newspapers, magazines and periodicals  
publications



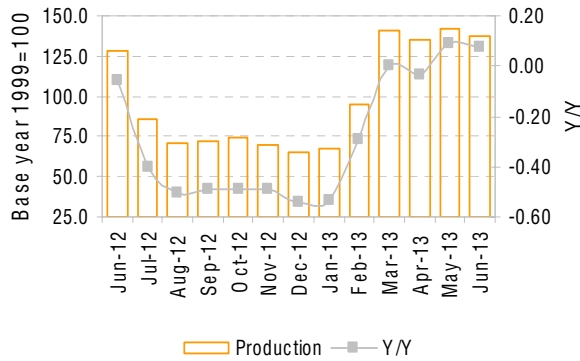
Manufacture of refined petroleum



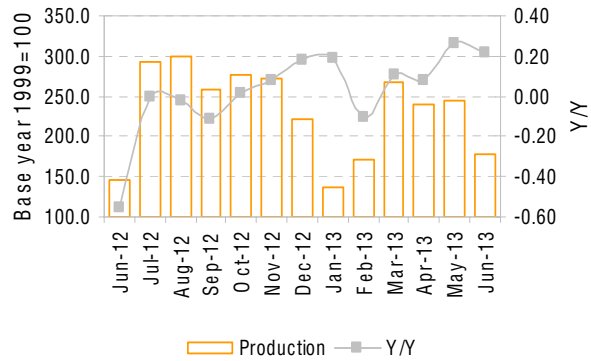
Production of cement



Manufacture of basic iron and steel

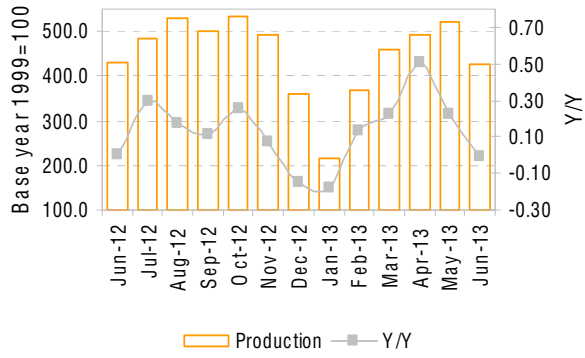


Manufacture of family cars and minivans





Manufacture of pickup trucks



Manufacture of passenger and freight transport vehicles

